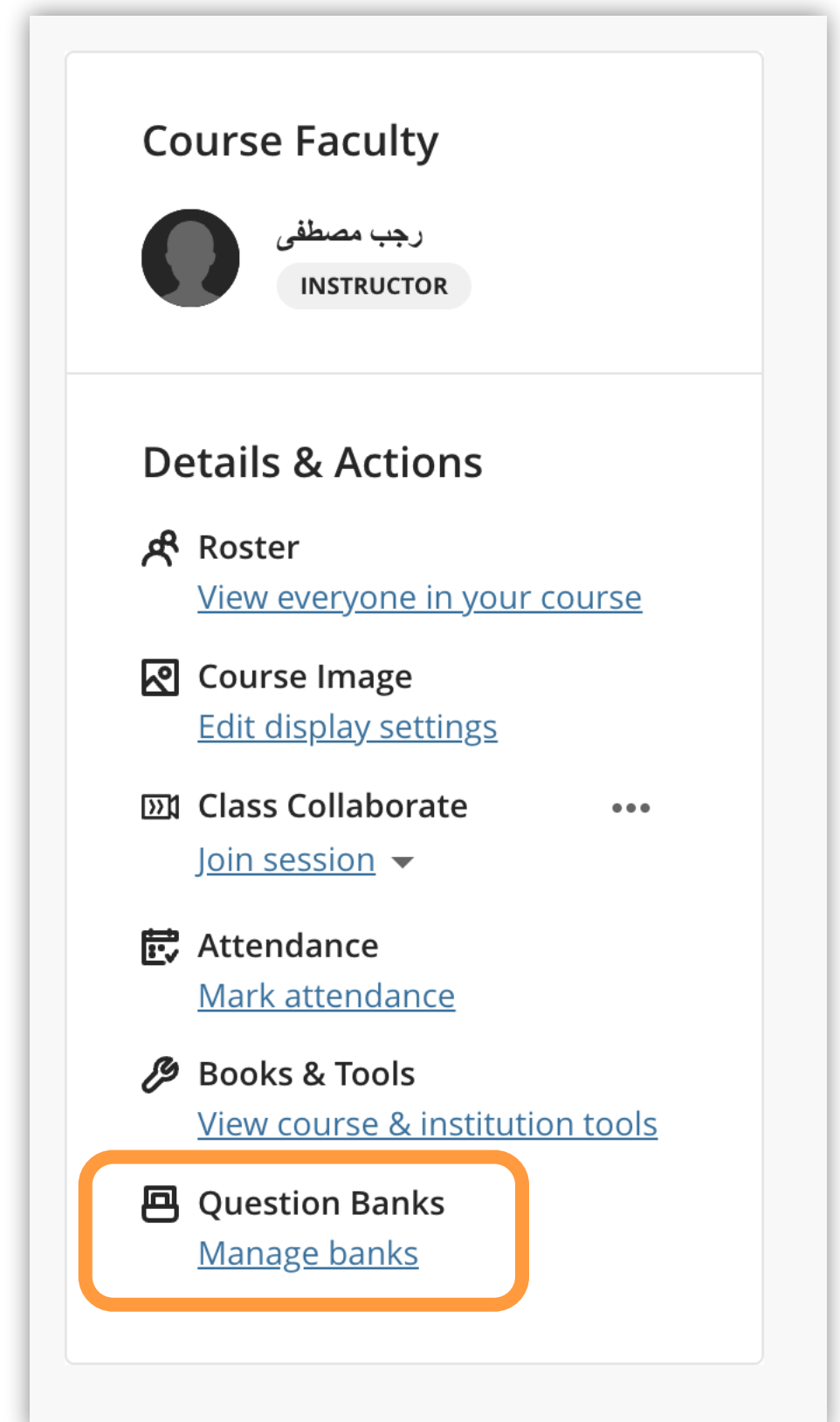


Creating Question Banks in Blackboard Ultra










Question banks allow you to store a set of questions and reuse them across multiple tests within a course. This tool makes it easier for faculty to manage questions and create organized banks that can be accessed later.

To create question banks in the Learning Management System, please follow these steps:

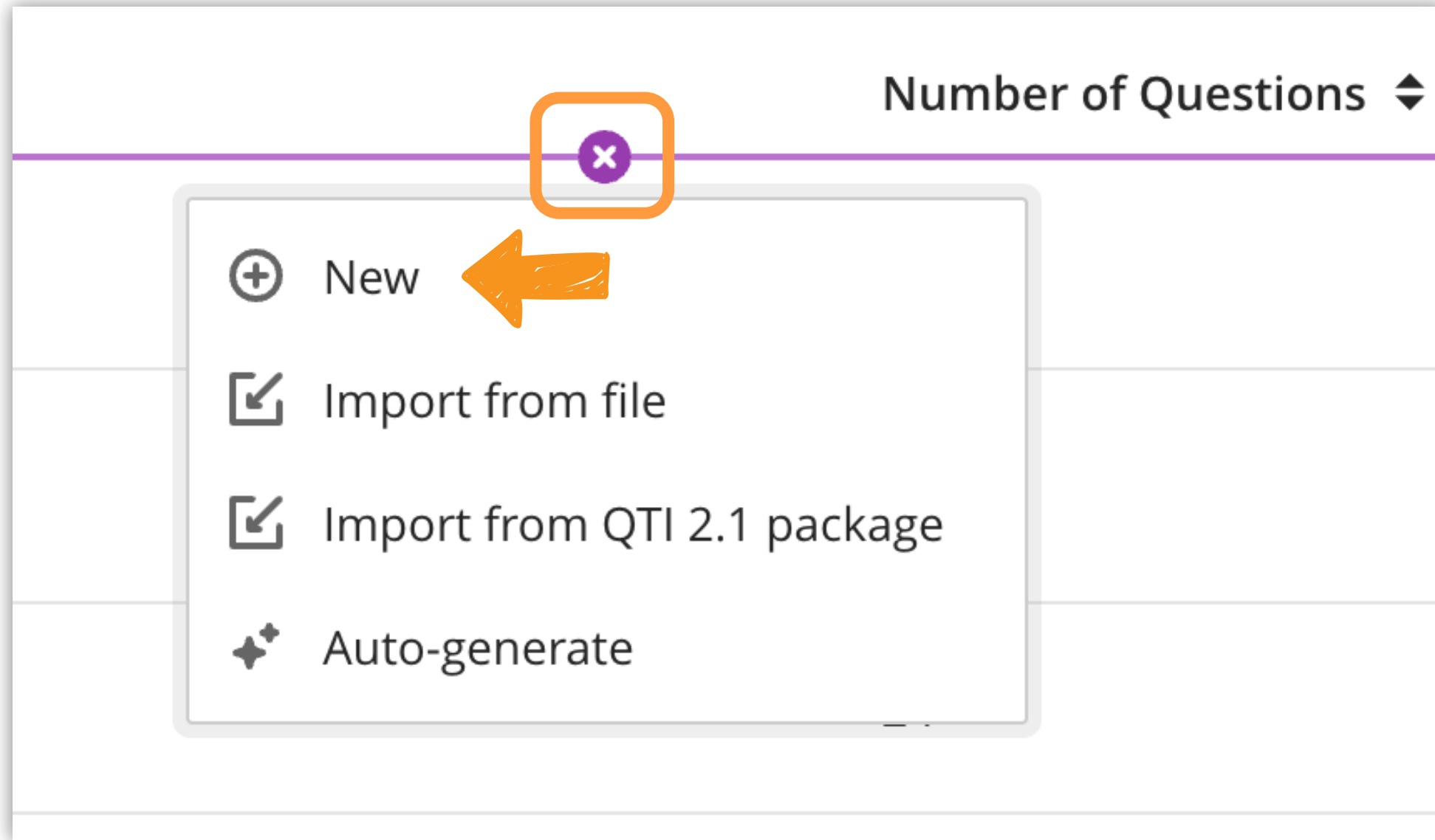
- 1 After entering the course in Blackboard Ultra, from the Content tab, click on **Question Banks** from the menu that appears on the right of the page.



2 A list of all existing banks will appear. If you have a previous bank, you will see its name and the number of questions inside it. If you don't have one, you can start creating a new bank.

Question Banks				
<input type="text" value="Search by name or description"/>			1-9 of 9	25 items per page
Name ↑		Number of Questions ↕	Last Edited ↕	
 Chapter one	⊕	0	8/24/25, 8:42 AM	...
 Essay Chat GPT Example		28	8/19/25, 11:07 AM	...
 Fill In Blank		24	8/19/25, 11:09 AM	...
 fr		0	8/28/25, 1:29 AM	...
 MCQ MCQ		32	8/19/25, 11:03 AM	...
 Multi Cho		30	8/19/25, 11:05 AM	...
 True Or False		18	8/19/25, 11:04 AM	...
 أسئلة الوحدة الاولى		0	8/21/25, 9:52 AM	...
 بنك أسئلة جديد ٢٠٢٥/٩/١٧		0	9/17/25, 1:06 AM	...

- 3 To create a new question bank, click on the + icon and a menu will appear. Choose **New**.



4



- 5 To add questions to the bank, click on the + icon and a list of the types of questions you can add will appear.

مقرر تجريبي


New Question Bank 9/17/25

Description

Type a description


Press FN + Option + F10 to access toolbar options

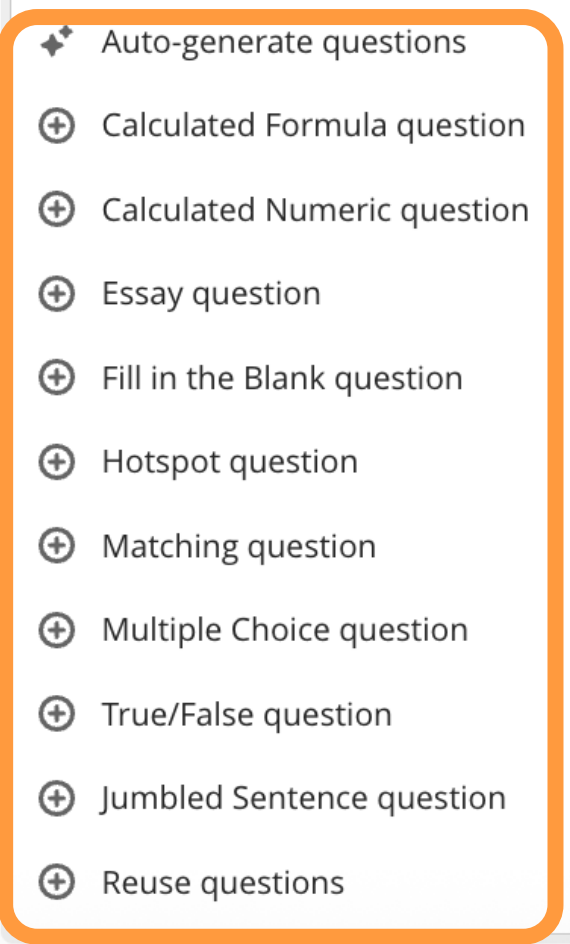
Cancel Save



There are currently no questions in this bank.

Use question banks to share questions between multiple assessments.
You can import question banks from other courses and resources.
Select the button below to begin.





- Auto-generate questions
- Calculated Formula question
- Calculated Numeric question
- Essay question
- Fill in the Blank question
- Hotspot question
- Matching question
- Multiple Choice question
- True/False question
- Jumbled Sentence question
- Reuse questions

Important Notes:

- You can import a question bank from a text file or a zip file exported from another course.
- You can edit or delete banks at any time.
- It is best to give each bank a name that clearly describes its content (for example: "Unit 1 Question Bank - Multiple Choice Question Bank")