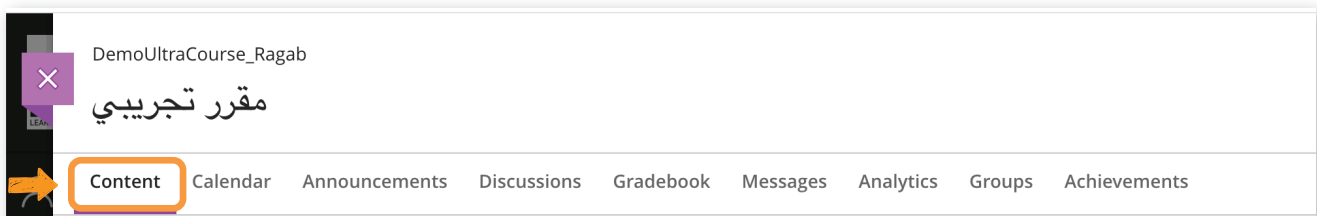


Create an Online Test in Blackboard Ultra

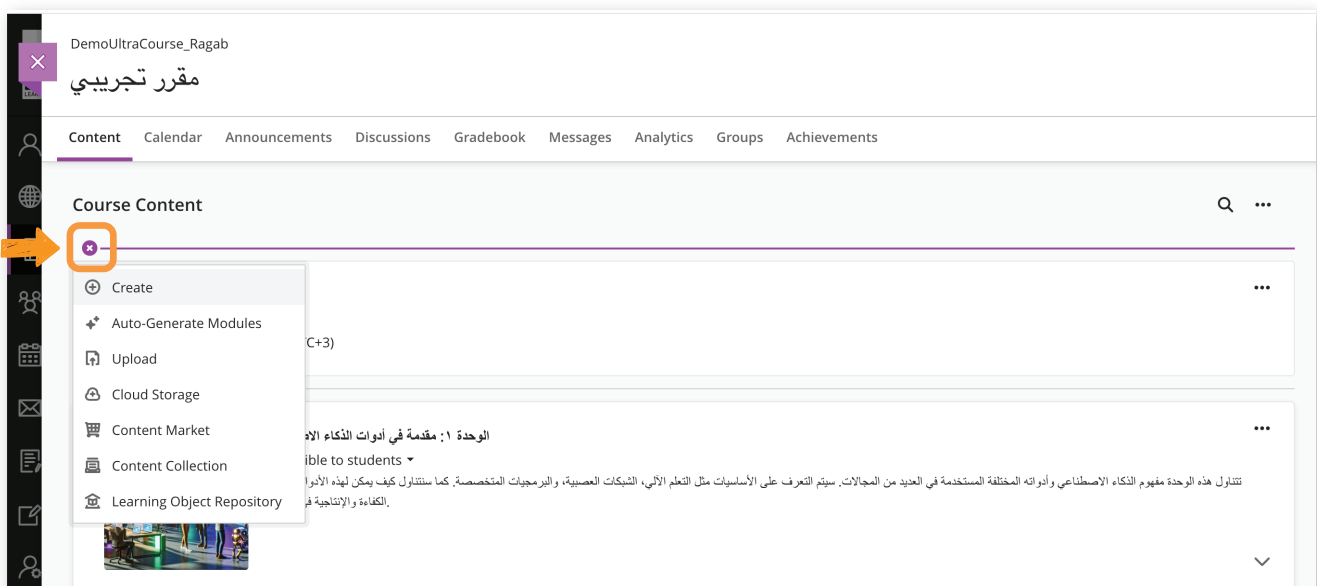
Blackboard Ultra allows you to create online tests directly within the course. You can add questions manually or import them from question banks. You can also customize the test settings to align with your instructional goals.

To create an online test, please follow the steps below:

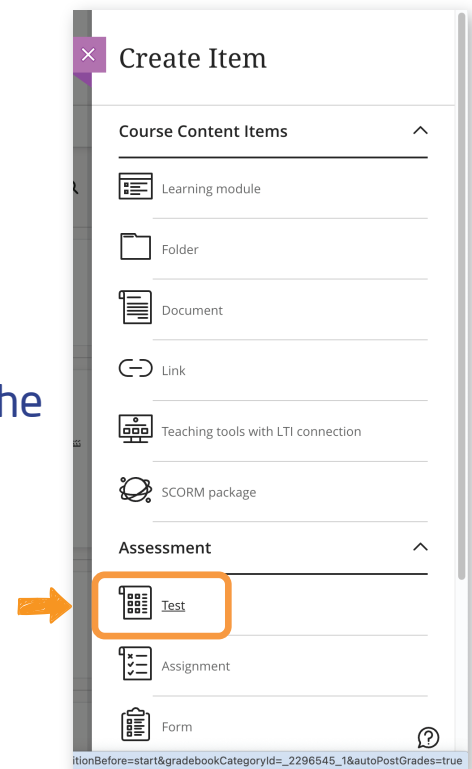
- 1 From within the course, go to the [content](#) page.



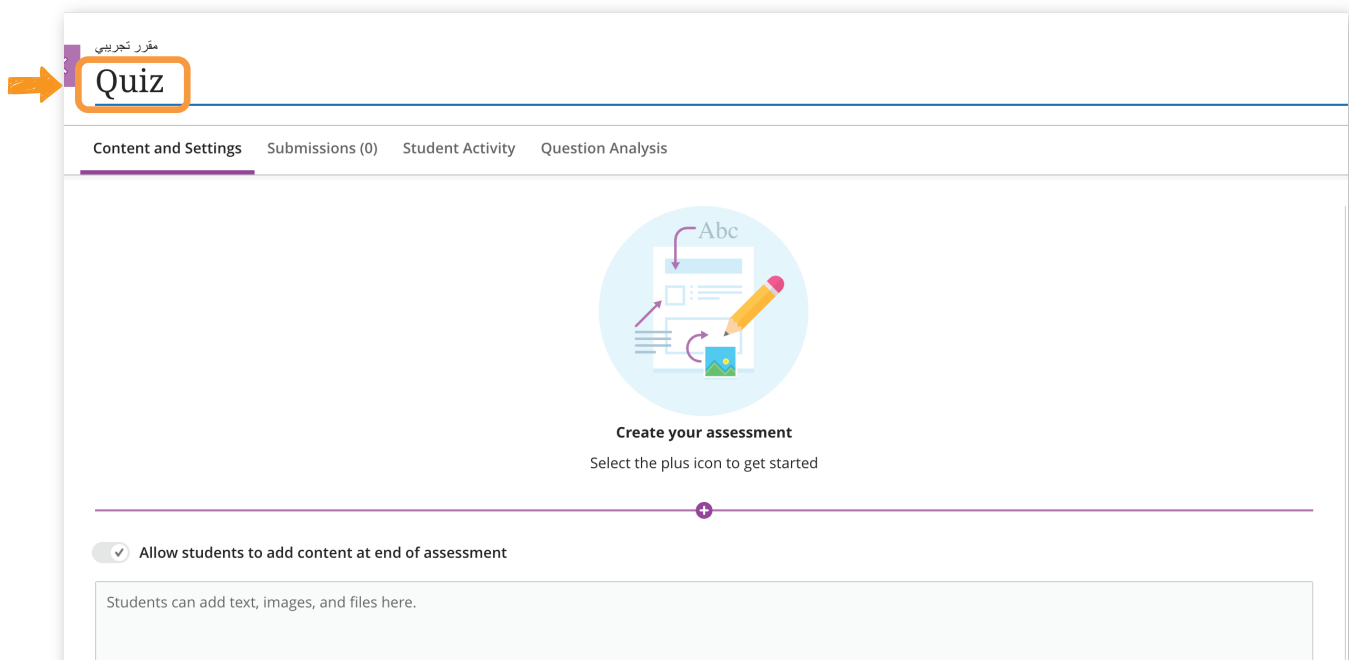
- 2 Click the + button to add a new item. From the menu that appears, click [Create](#).



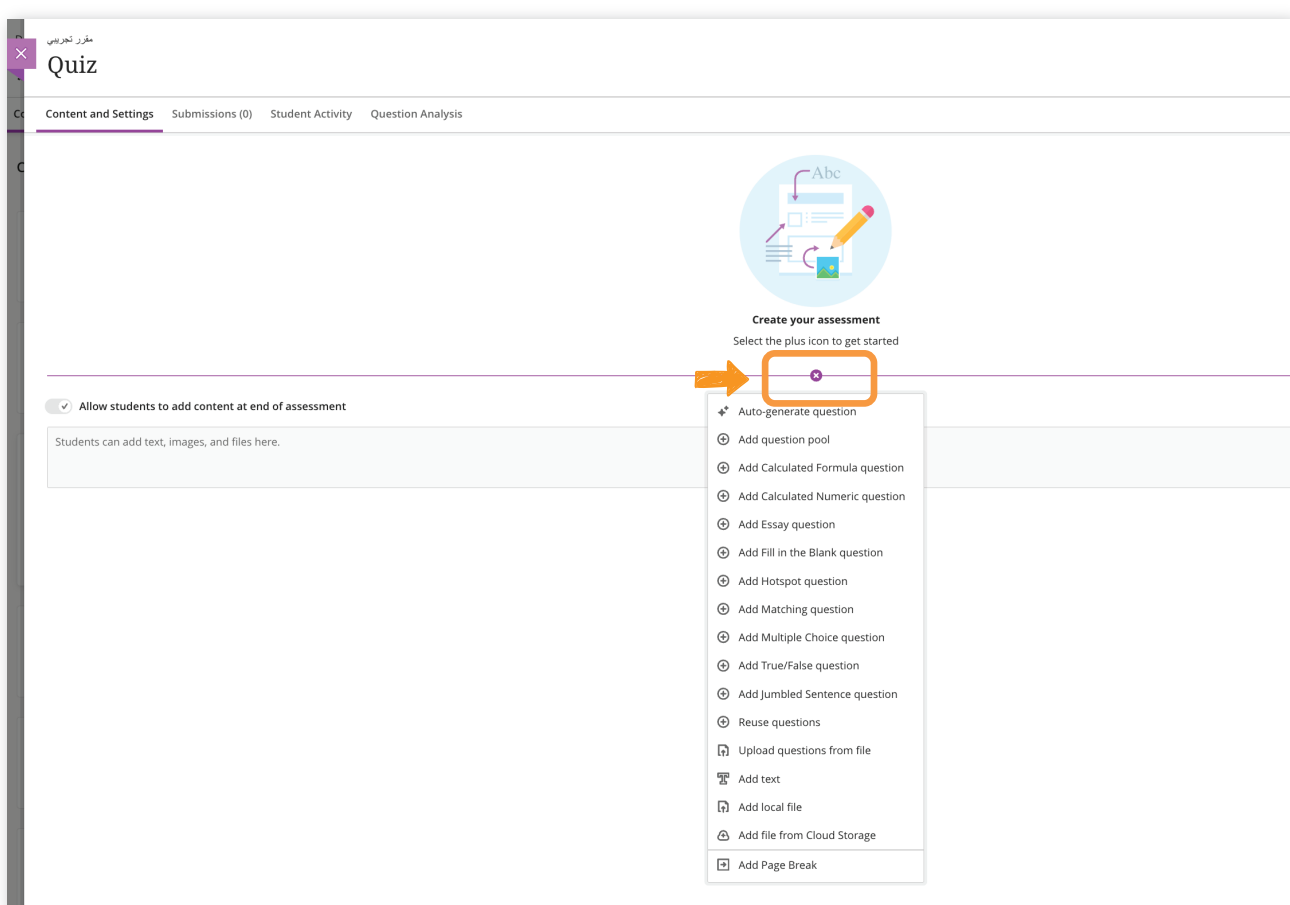
- 3 The Create Item menu will appear. From the Assessment items, select **Test**.



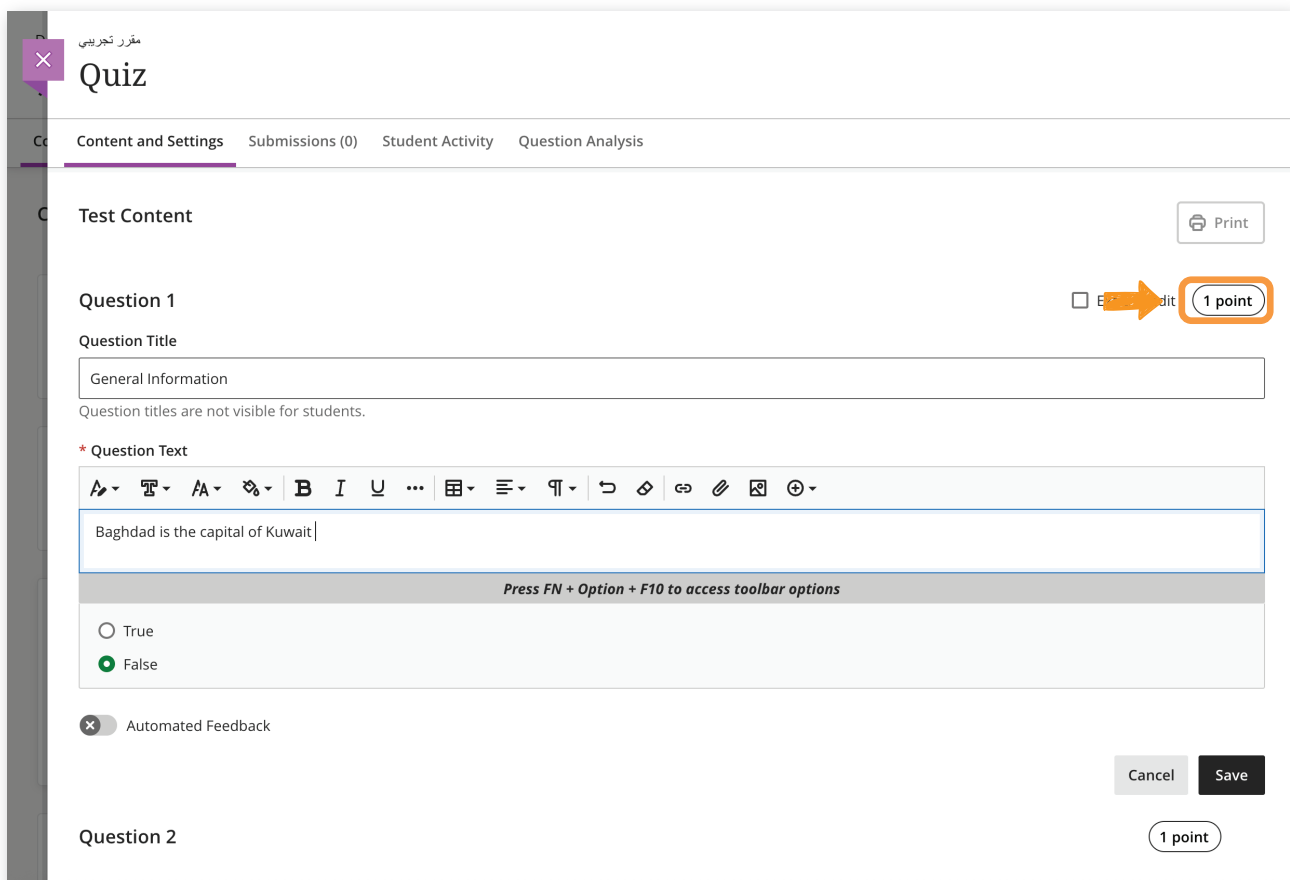
- 4 The test creation page will open, enter the name of the test



- 5 To add questions: Click on + inside the test page and then choose the type of question you want (multiple choice, true/false, essay, complete... etc.)



6 After inserting the questions, check the distribution of points



7 From the top right of the page, click Assessment Settings.

Content and Settings | Submissions (0) | Student Activity | Question Analysis

Test Content Print

Question 1 ☐ Extra Credit **1 point**

Question Title

Question titles are not visible for students.

*** Question Text**

☒ True
☐ False

☒ Automated Feedback

Assessment Settings ➔ ⚙️

Due date
 Tomorrow
 Thu Oct 2, 2025 11:59 PM (UTC+3)

Grade category
 Test

Grading
 Points | 0 maximum points
 Post grades automatically when assessment is graded. [Change grade posting setting.](#)

Attempts allowed
 1 attempt

Originality Report
 Enable SafeAssign

- 8 From the assessment settings, you can change test details and information, such as the due date, display options, formatting tools, grading and submissions, and assessment results. After completing your changes, click **Save**.

New Test 10/1/25

Assessment Settings

Details & Information

Due date

📅 🕒

☐ No due date

☐ Prohibit late submissions
 In progress attempts will be submitted automatically at the due date and time

☐ Prohibit new attempts after due date
 Students can't start new attempts once the due date and time has passed

☐ Allow class conversations ?

Cancel ➔ Save

Important Notes:

- There is a detailed guide to test options called: (Set Test Properties and options in Blackboard Ultra).
- You can add new questions or import them from the question bank by following the steps outlined in the following guide: (Build a test by importing questions from question banks in Blackboard Ultra).
- The test can be edited later, even after creation.